



# Wire Harness Replacement Kit


Models: Tennant T7 / Nobles Speed Scrub Rider



This kit includes the necessary parts to replace a defective main wire harness on a T7/Speed Scrub Rider. Kit installation is required by TennantTrue® service or an authorized Tennant service provider.

**INSTALLATION NOTICE:** For machines equipped with an old controller board design, shown below, install the supplied connector adapter (p/n 1076631) as described below. The new wire harness is equipped with an upgraded connector design to accommodate the latest controller board design.


### Kit Contents





Item	Part No.	Description	Qty.
1	1076635	Harness, Main [T7] (Included w/ Kit 9001454)	1
	1076634	Harness, Main [T7, EMEA] (Included w/ Kit 9020706)	1
2	1076631*	Harness, Ele, Connector Adapter (for old board)	1
3	391951	Harness, Seat	1

\* If the controller board is equipped with the old connector design, shown below, the new wire harness must be reworked with the supplied connector adapter as described in the following instructions.


Controller Board



Connector Adapter Required



Cut and strip the brown/12 & pink/11 wires. Strip wires 3/8" (9.5 mm)



Connect the supplied harness connector adapter using an insulated terminal crimping tool. Seal the terminal connectors with a heat gun.